

## Table Head TK

The lightweight table head for slab tables with non-foldable props




**PERI Table Head TK, the lightweight, easy-to-use table head for use in slab tables with fixed props.**

Universal application, assembled on customized tables with GT 24 or VT 20 girders as well as timbers depending on requirements.

### Advantages:

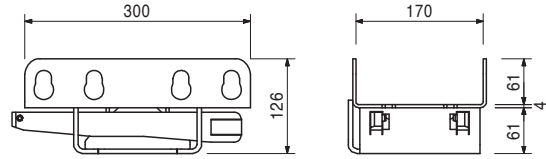
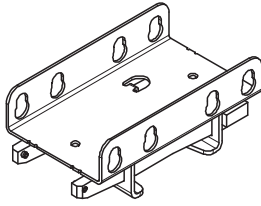
- Secure wedge connection for fast assembly and dismantling of slab props.
- Assembly sets (Tie Set) for all combinations of girders and timbers according to project requirements.
- For tilt prevention and to transfer horizontal loads, the Tension Sleeve TK, Item No. 111266, together with a chain are used.
- Can also be used with rectangular and trapezoidal-shaped slab tables.



Item no.	Weight kg
111506	6,890

## Table Head TK

Table head for assembly on GT 24 or VT 20 girders. With wedge connections for mounting slab props up to Ø 89 mm.



### Accessories

111509	15,300
111508	16,500

**Tie Set TK 36-40, 20 pc.-Set**

**Tie Set TK 44-48, 20 pc.-Set**

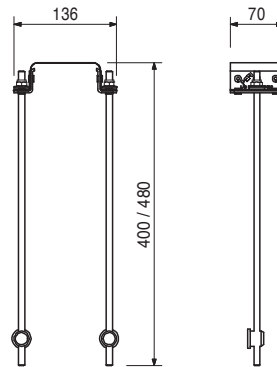
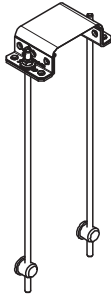
111509	15,300
111508	16,500

### Tie Set TK

**Tie Set TK 36-40, 20 pc.-Set**

**Tie Set TK 44-48, 20 pc.-Set**

For assembling the Table Head TK on Girders GT 24, VT 20 or timbers. 2 tension straps per Table Head TK.



111266	0,274
--------	-------

### Tension Bracket TK, galv.

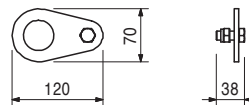
For bracing cantilevered slab tables with table Head TK. For securing to prevent tipping and transferring horizontal loads.



### Complete with

1 pc. 710381 Nut ISO 7042 M12-8, galv.

1 pc. 102120 Bolt ISO 4017 M12 x 30-8.8, galv.



### Important Notes:

Without exception, all current safety regulations must be observed in those countries where our products are used.

The photos shown in this brochure feature construction sites in progress. For this reason especially safety and anchor details cannot always be considered as conclusive or final. These are subject to the risk assessment carried out by the contractor.

The systems or items shown are not necessarily available in all countries.

Safety instructions and load specifications are to be strictly observed at all times. Separate structural calculations are required for any deviations from the standard design data.

The information contained herein is subject to technical changes in the interests of progress. Errors and typographical mistakes reserved.

**PERI GmbH**  
**Formwork Scaffolding Engineering**  
 Rudolf-Diesel-Strasse 19  
 89264 Weissenhorn  
 Germany  
 Tel. +49 (0)7309.950-0  
 Fax +49 (0)7309.951-0  
 info@peri.com  
 www.peri.com